



Razor XT

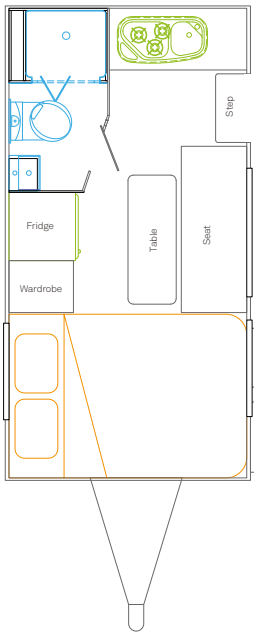


Razor XT

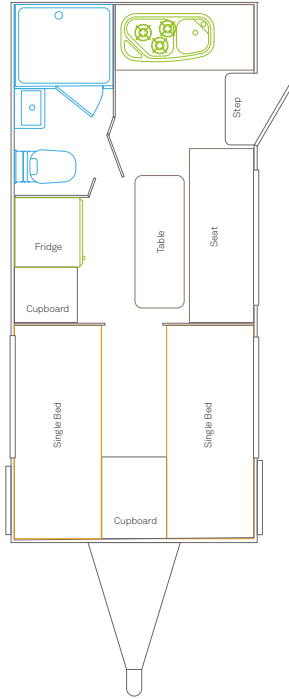


RazorXt

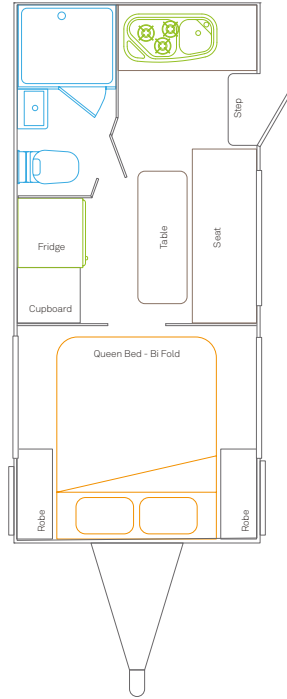
RXT14'6-1



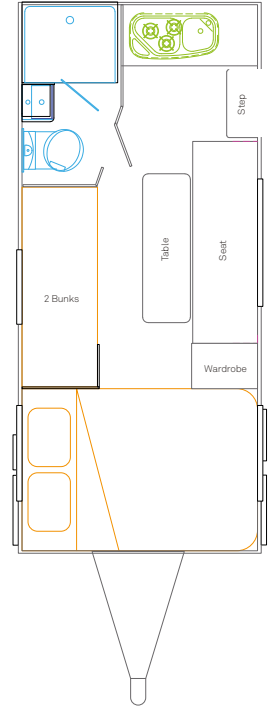
RXT16'1 (Single Beds)



RXT16'2 (Queen Bed)



RXTF 17'2-1 Bunks



CHASSIS	LENGTH MM	WIDTH MM	HEIGHT MM	TARE WEIGHT	ATM WEIGHT	GTM WEIGHT
RXT14'6-1	4877	2285	2870	2051	2651	2469
RXT 16'-2 (Queen Bed)	4877	2285	2870	2139	2639	2467
RXT 16'-1 (Single Beds)	4877	2285	2870	2139	2639	2467
RXFT 17'-1	4877	2285	2870	2177	2677	2475

WEIGHTS MAY VARY



26-28 Merola Way Campbellfield VIC 3061

t. [03] 9357 8118 f. [03] 9357 8330 e. sales@royalflair.com.au

www.royalflair.com.au

CHASSIS
12" Brakes
16" Tropper Rim
265x75x16 CooperST MAXX
Bumper Bar Straight
Chassis Supagal
DO35 Hitch
Drop Down Jacks
Electric Brakes
Honeycomb Composite Floor
Jockey Wheel 8" - single wide clamp
Lockable Coupling with Safety Chains
Spare Wheel Bolt On
Suspension - Alko Enduro Outback 2700kg
ELECTRICAL
12 Pin Plug
A/C Roof Dometic CAL 242R
Anderson Plug x1
Antenna LPDA
Awning Light (Black)
Batteries 2 x 105amp & Charger
Breakaway
CD/Radio/MP3 & Speakers x2

Fridge Thetford N614E 184Lt
Genius Battery Management System
Handle Light External (Black)
LCD/DVD Combo 24"
LED Internal Square Lights
LED Lighting Internal & External
Light in Tunnel Boot
Microwave
Powerpoint External Black
Rangehood 12v
Rear Triple Light Combo
Smoke Detector
Solar Panels 150w x 2 and 30amp Regulator
INTERIOR
Bathroom Accessories
Cutlery Tray
Drawers Metal Sided
Fire Extinguisher Recessed
Laminex Benchtops
Laminex Splashback
Mattress Queen Innerspring
OHC with Gas Struts
Quilt Cover Set

Step Fibreglass
Towel/Apron Set
EXTERIOR
2RC Security Door Triple Lock (Black frame/Infill)
Access Doors (Black Frame/Infill)
Annex Roller On Main Door
Awning 8300 White Arms/Granite Canvas
Checker Plate Front Charcoal
Checker Plate Sides Charcoal 600mm
Deflector Stoneguard
Door Stop
Grab Handles Front/ Rear Large Black
Hatch (Mini) x1
Hatch 12v (W/A)
Insulation Full
J.Mould & Insert (Grey)
Jack Handle
Jack Hydraulic
Probond Panel Colour Roof
Probond Panel Colour External
Slide out kitchen
Table External Drop Down Black
Tool Box with sliding tray to suit generator

Tunnel Boot Galvanised
Vents External (Black)
Wheel Arches Galvanised
Wheel Brace
Wheel Spats Slim C/Plate
PLUMBING
Chrome Flick Mixer Tap
City Mains Pressure Inlet
Drain Tap Fitted to Water Tank
External Shower
Gas Bottle 9kg x2
HWS Gas/Electric
Lockable Water Filler (Black)
Mains Pressure Tap on A/Frame
Pump 12v
Shower Glass Door
Shower Mould Fibreglass
Stove and Sink Combo
Toilet
Vanity Ceramic
Water Level Indicator
Water tank 95lt fitted w/stone guard x2
WINDOW WARE
Windows Double Glazed Euro Black